

## MIDI routing documentation 1.0

Besides the possibility to route audio playback (wave files) to 4 speakers you can also playback the synthesizer sounds (MIDI) on 4 speakers. To do so, some settings have to be noticed.

1. The EWS effects have to be completely disabled in the FX Panel.

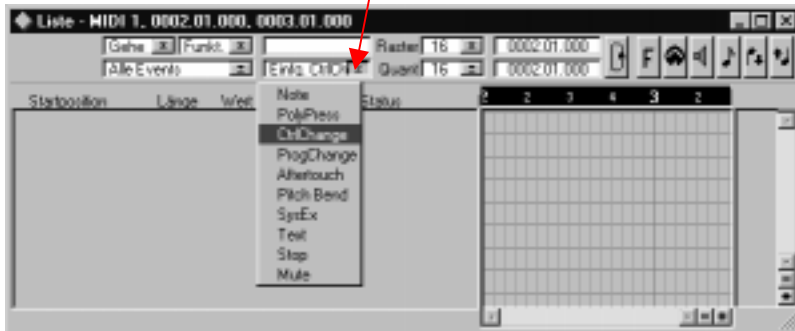


2. Now you can set the OUT-1 <> OUT-2 panning using MIDI controller #94 das OUT-1 <> OUT-2.

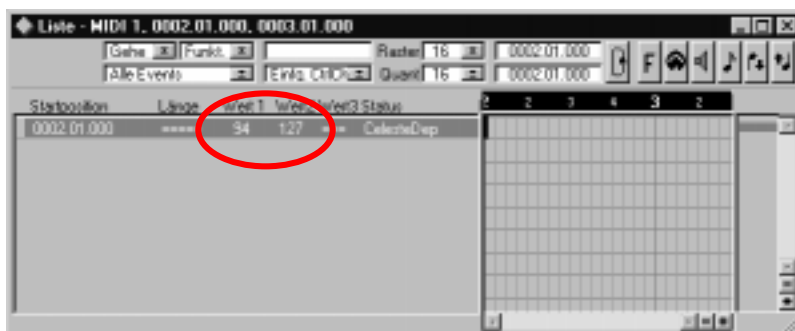
Open the List-Editor (Cubasis AV-XL) in your sequencer software.

*This editor can have other names in different sequencer software like Event List in Logic Audio.*

Add a Controller Change.



Enter the values for Value 1 and Value 2.



**Value 1** defines the controller itself (controller 94) and **Value 2** the data for this controller.

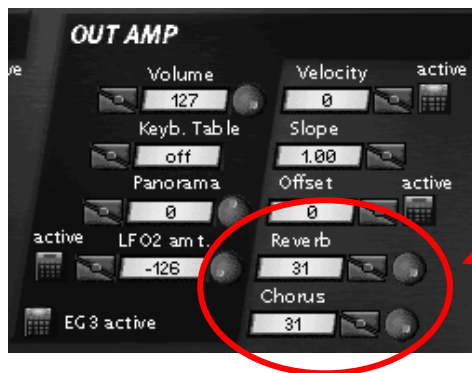
For **Value 2** choose

- 0 to route the instrument only to OUT-1.
- 127, to route the instrument only to OUT-2.

Since controller #94 is no static controller Cubasis AV-XL and other sequencer software offer the possibility to draw controller data.

*Choose Edit from the Edit menu ;-) in Cubasis AV-XL or Cubase VST.  
In Logic Audio this editor is called **Matrix**.*

These settings should work for the enclosed \*.94B SoundSets. If you want to route your self created instruments to OUT-2, make sure that the following settings in ED!SON have been done.



ED!SONs Reverb and Chorus sends have to be set to the maximum value (31)!!!

### **Important!!!**

If the above mentioned settings are done and you still can't hear MIDI on OUT-2, a little bug in the EWS software is to be blamed☹. (We surely try to fix it asap!)

If you've moved the SYN/VOL-slider in the Virtual Channels (or the MIDI slider in the EWS64 S' Control Panel) no MIDI sound can't be routed to OUT-2 anymore.

The easiest way to reset the card is to:

- Set the SYN/VOL slider to maximum.
- Delete the „TerraTec EWS64 Synthesizer“ entry (Device Manager / TerraTec Audio Devices) and directly hit

**Refresh**

